

**Hook scale WM200P2 A(H) and WM300P2 A(H)**

**Functions and features of the scale:**


Additional stabilization result



Counting pieces



Remembering last result



Mini USB port



Digits display with a height of 2,2 cm



Akumulator Li-ion do 50h



5 years warranty on load cell



2 years warranty



Possible Legalization

**Overview:**

Hook scale WM300P2 A(H) is equipped with a backlit LCD display with large digits. Its main element is inductive transmitter, overload-proof, and reliable operating, for which MENSOR company provides 5 year warranty. Inside the housing there is a small size Li-ion battery and charging system with stabilized power supply 12V/500mA.

Scale features are: tare, reading function reading of increasing resolution over the entire range of measurement, remembering of the last result of weighing and an additional filter which dumps the movement of weighing object in the indication of the scale.

To the lower hook of the scale, you can connect the ear hook or shackle. Lower ear and upper is rotatable - you can set the display and object to be weighed in any position.

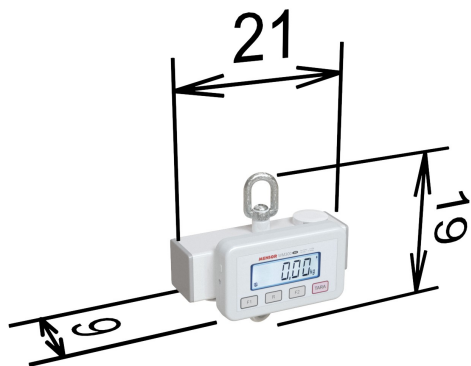
**Technical specification:**

	WM200P2 A(H)	WM300P2 A(H)
Max capacity	200kg	300kg
Min capacity	2kg	2kg
Tare range	-200kg	-300kg
Verification Unit (e)	20g / 100g	20g / 100g
Time stability indications	1-2s	
Weight	2,1kg	
Working temperature	+10°C - +40°C	
IP rating	IP 54	
IP rating	IP 54 (possible higher IP rating - IP 65)	
Dimension of pan	-	
Overall dimensions	9x21x19cm	
Power supply	battery Li-ion (up to 50h), stabilized adapter 12V/500mA	

**Additional options:**

- Connect to a computer by USB (length of 1,8m)
- [Genie program allowing visualizations and registrations indicated by the scale of USB port](#)
- RS232 with 2m cable (replace USB) - 80PLN (98,40PLN gross price)
- possible higher IP rating - IP 65 - 150PLN (184,50PLN gross price)
- Legalization - 80PLN (98,40PLN gross price)
- RS485 (replace USB - individual price)

Figure - Overall dimensions and weight pan [cm]:



Standard:



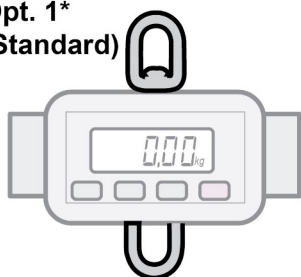
Optional:



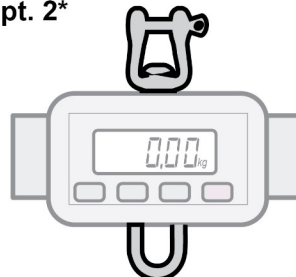
**Mounting options.**

Mounting on the top and bottom can be as in the attached drawings. \*The chosen solution can not be changed later.

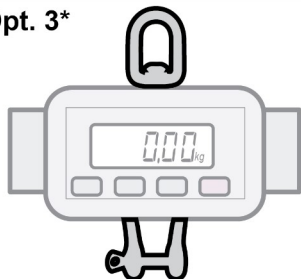
Opt. 1\*  
(Standard)



Opt. 2\*



Opt. 3\*



Opt. 4\*

